

# ATARI<sup>®</sup> 5200<sup>™</sup>

PAC-MAN<sup>\*</sup>



\*PAC-MAN and characters are trademarks of Bally Midway Mfg. Co. licensed by Namco-America, Inc.

To insert your 5200™ game cartridge, hold the cartridge so the name on the label faces you and reads right-side-up. Then carefully insert the cartridge into the slot in the center of the console. Be sure the cartridge is firmly seated, but do not force it in. The **POWER ON/OFF** switch is located on the bottom right side of the 5200 console unit. Press this switch to turn the power on **AFTER** inserting your game cartridge. **See your Owner's Manual for further details.**



## TABLE OF CONTENTS

<b>1. Pac-Man Comes Home</b>	<b>1</b>
<b>2. Game Play</b>	<b>2</b>
<b>3. Using the 5200™ Controllers</b>	<b>4</b>
<b>4. Game Levels</b>	<b>5</b>
<b>5. Scoring</b>	<b>6</b>
<b>6. Survival Tactics</b>	<b>7</b>
<b>7. Your Best Game Scores</b>	<b>7</b>



# CATCH ME...

## 1. PAC-MAN COMES HOME

PAC-MAN has won the hearts of men, women, and children all over the world. So, ATARI has created a PAC-MAN game for your ATARI 5200 system. This PAC-MAN game has all the excitement and challenge of the arcade game. And now you can play it in the comfort and convenience of your home.

Why, PAC-MAN and Shadow, the red ghost, even provide half-time cartoon entertainment.

If challenge is what you're after, try playing the key game difficulty level. And, if you're new to PAC-MAN, don't worry. It's so easy to learn, you'll be a pro in no time.

So relax, read on, and enjoy the game.






# IF YOU CAN!

## 2. GAME PLAY

Keep PAC-MAN alive. Guide him and guard him; protect him from the ghosts. Gobble dots, energy pills, fruit, bells, ATARI logos, keys, and ghosts to score points. Eat all the dots on the screen and the maze starts all over. Score 10,000 points and earn a bonus PAC-MAN.

The game starts with three PAC-MAN lives, which are indicated by three small PAC-MAN symbols  at the lower left corner of the screen. When game play begins, PAC-MAN moves to the starting position at the center, close to the bottom of

the screen. Use the joystick to guide PAC-

MAN around the maze. As PAC-MAN

passes over the dots, he gobbles

them up and you score points

(see *SCORING*). Also in the maze

are four large energy pills and

four ghosts (see *Figure 1*). The

ghosts are out to devour PAC-

MAN, but the energy pills give

PAC-MAN the necessary power

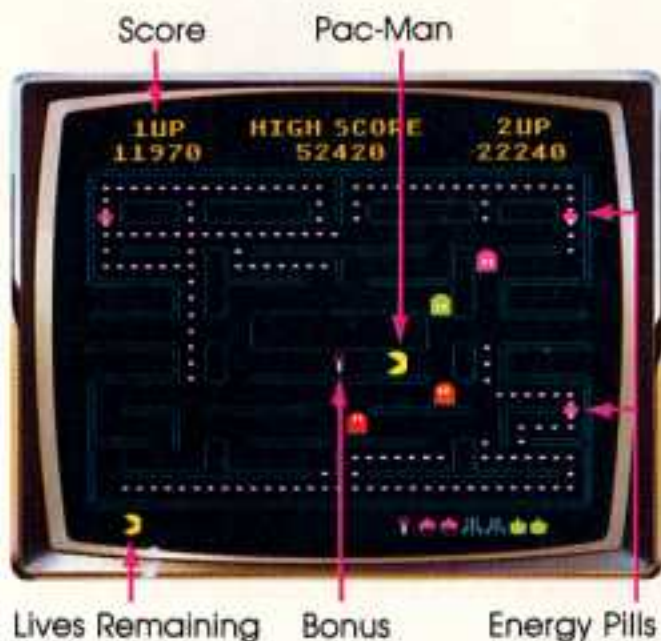
to gobble up the ghosts

before the ghosts

gobble him up.







**Figure 1**

When PAC-MAN eats an energy pill, the ghosts turn blue with fright (see **Figure 2**). PAC-MAN can then chase the ghosts and gobble them up. But watch out, when the ghosts start blinking, run quickly; they're about to change back to their true colors. The more ghosts you gobble up with one energy pill, the more points you score.



**Figure 2**

For a tasty bonus treat, PAC-MAN delights in munching fruit. Cherries, strawberries, oranges, apples, and melons appear at the center of the screen (see **Figure 1**). They only last a few seconds, so grab the fruit quickly to score bonus points. After munching all the fruit, PAC-MAN can collect these other valuable bonus prizes: bells, ATARI logos, and keys. (See **SCORING**, for the specific points you can score throughout the game.)





### 3. USING THE 5200™ CONTROLLERS

Use your 5200 controllers with this ATARI game cartridge. Be sure to plug the controller cables firmly into the jacks at the front of the 5200 console. Use jack 1 for one-player games, and jacks 1 and 2 for two-player games. The player using jack 1 controls game selection and starts the game in two-player games.

#### KEYPAD OVERLAYS

For your convenience, two keypad overlays are included with this game. Slip the tabs into the slots above and below the keypad on your controller (see *Figure 4*).

#### GAME SELECTION

Press \* (1-2 PLAYER) to choose a one or two-player game.

Press # (GAME LEVEL) to choose the game difficulty level you wish to play. You can play PAC-MAN at the easiest level—cherries—or the most difficult level—key—or anything in between. Regardless of the level you start with, the game becomes increasingly more difficult with each new maze. If you don't make a selection, the program automatically sets to the cherries level.



Figure 3



Figure 4



## GAME CONTROL KEYS

### START

Press START to begin a game.

### PAUSE

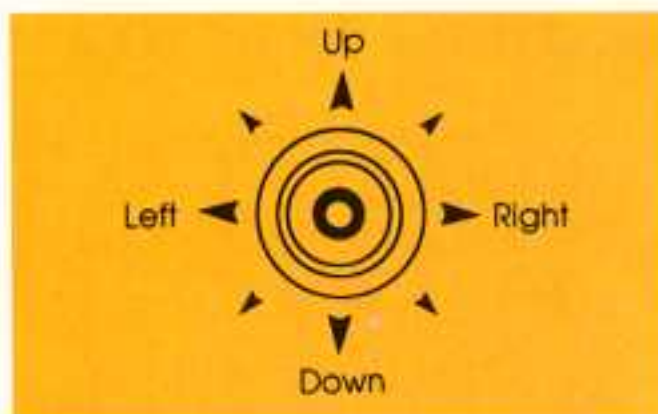
Press PAUSE at any time to freeze the action. Press PAUSE again to resume game play.

### RESET

Press RESET to reset the game.

## CONTROLLING PAC-MAN

Use the joystick to maneuver PAC-MAN up, down, right, or left around the maze. Use the joy-



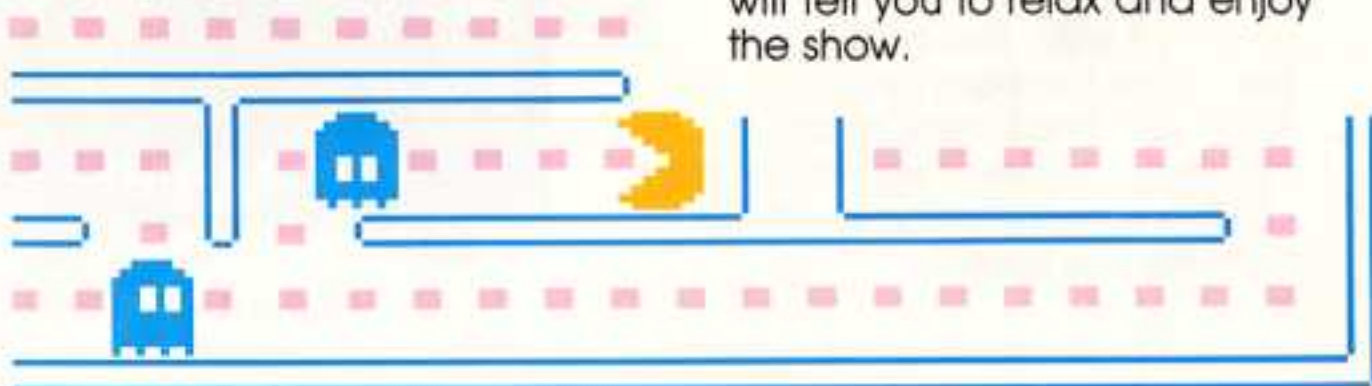
stick to slide PAC-MAN in and out of the openings on either side of the maze (see *Figure 2*). If PAC-MAN exits on the right, he re-enters on the left; if he exits on the left, he re-enters on the right. But beware, the ghosts can travel these routes too!

## 4. GAME LEVELS

You can start playing PAC-MAN at any one of eight game levels: cherries, strawberry, orange, apple, melon, ATARI logo, bell, or key. Regardless of the game level you start with, you will automatically go on to the next level after PAC-MAN eats all the dots on the maze. All levels can be played by one or two players.

The cherries level is a good choice for beginning PAC-MAN players. In this game, the ghosts move slowly and stay blue for a longer time.

At certain points between game levels, PAC-MAN provides half-time cartoon entertainment. We won't tell you exactly when the cartoons appear, but we will tell you to relax and enjoy the show.



















## 5. SCORING

Scores appear at the top of the screen. The score for player 1 is on the left; player 2 score is on the right. The highest score is displayed at the center of the

screen, and will continue to accumulate points until the 5200 console is turned off. (See *Figure 2* for highest score.)

Dot		10 POINTS	Apple		700 POINTS						
Energy Pill		50 POINTS	Melon		1000 POINTS						
Cherry		100 POINTS	Atari Logo		2000 POINTS						
Strawberry		200 POINTS	Bell		3000 POINTS						
Orange		500 POINTS	Key		5000 POINTS						
First Ghost		200 POINTS	Second Ghost		400 POINTS	Third Ghost		800 POINTS	Fourth Ghost		1600 POINTS

## 6. SURVIVAL TACTICS



- Novice PAC-MAN players should practice eating all the dots to clear the maze before trying to eat ghosts.
- Stay close to an energy pill before you eat it, and tease the ghosts into moving toward you. When the ghosts get close, eat the energy pill and gobble up as many of them as you can.
- Use the side openings of the maze like escape tunnels. Move to either side while quickly evading the ghosts.
- Use strategy, and try to save your energy pills until you absolutely need them. When you are in a hurry, travel a route already cleared of dots. You move 20 percent faster if there are no dots in your path.
- Look for patterns in the maze. When you find one that works well, memorize it.

## 7. YOUR BEST GAME SCORES

Name	Date	Score
JSP	4/29/85	59690





**ATARI**  
PROOF OF PURCHASE  
PAC-MAN®

**ATARI® PAC-MAN®**



A Warner Communications Company

ATARI, INC., Consumer Division  
P.O. Box 427, Sunnyvale, CA 94086